



# 10 TIPS TO PRTECT YOUR HOME FROM PESTS

---

Central Coast and Lake Mac



## WHY ARE PESTS A PROBLEM?

---

Protecting your home from pests is essential for homeowners across the Central Coast and Lake Macquarie, where our environment attracts termites, rodents, ants, cockroaches, and spiders. Infestations can damage timber, wiring, and structural elements, leading to costly repairs. Pests also carry bacteria, viruses, and allergens that affect your family's health. Beyond property and health concerns, pest problems can reduce your home's value and create stress in daily life. Taking proactive steps to prevent infestations safeguards your investment and ensures a safe, clean, and comfortable living environment.

# OUR TOP TIPS

---



## TIP 1: SEAL ENTRY POINTS

Homeowners should regularly inspect doors, windows, foundations, and rooflines for cracks or gaps. Installing door sweeps, repairing weather stripping, and covering vents while sealing gaps around pipes or cables helps prevent pests from entering the home.

## TIP 2: REDUCE MOISTURE

Moisture attracts many pests, so fixing leaking taps, pipes, and gutters is essential. Ensuring drains flow away from your home and keeping bathrooms, laundries, and subfloors well-ventilated can make your home less inviting to pests.

## TIP 3: KEEP OUTDOOR AREAS TIDY

Trimming trees and shrubs away from the house, clearing debris, maintaining neat lawns, and storing firewood off the ground and away from the home reduces outdoor areas that attract pests.



# NEXT STEPS - FOCUS ON KEY AREAS

---

## TIP 4: STORE FOOD SECURELY


Keeping dry goods in sealed containers, cleaning up crumbs and spills immediately, and avoiding leaving pet food or bird seed out overnight prevents pests from finding easy food sources inside your home.

## TIP 5: DECLUTTER & MAINTAIN CLEANLINESS

Regularly organizing garages, sheds, and storage areas, using plastic tubs instead of cardboard boxes, and keeping spaces clean reduces hiding spots and nesting opportunities for pests.

## TIP 6: MONITOR & INSPECT REGULARLY

Homeowners should check for droppings, chewed materials, unusual odors, and inspect common hiding spots such as under sinks, behind appliances, and in storage areas. Listening for movement in walls, ceilings, or roof spaces can also help detect early infestations.



# FINAL STEPS

---

## TIP 7: KEEP AN EYE OUT FOR TERMITES


Regular inspections of timber structures, decking, fencing, and garden beds are essential. Look for mud tubes, hollow-sounding timber, or discarded wings, and ensure timber does not have direct contact with soil while maintaining clear space around foundations.

## TIP 8: MAINTAIN WASTE MANAGEMENT

Keeping bins sealed and away from doors or windows, removing rubbish regularly, and containing compost properly helps reduce attractants for pests.

## TIP 9: PEST-PROOF UTILITIES

Sealing gaps around pipes, wiring, and air-conditioning units, inspecting outdoor taps and hoses, and blocking small openings prevents pests from entering through utility areas.



## EXPERT SUPPORT

---



### TIP 10: KNOW WHEN TO CALL PROFESSIONALS




BRADLEY HICKEY  
Owner


Even the most proactive homeowners sometimes need extra support.


At Clear-Out Pests, we help homeowners across the Central Coast and Lake Macquarie safeguard their homes with professional pest control and termite management.

Our team provides tailored solutions for long-term protection, ensuring your home stays pest-free and safe for your family.



 [hello@clearoutpests.com.au](mailto:hello@clearoutpests.com.au)

 0474 025 167

 [clearoutpests.com.au](http://clearoutpests.com.au)